


## APD660P

Perkins

POWER  
YOUR  
FUTURE660KVA / 528KW  
POWERED by PERKINS

## DIESEL GENERATING SET 400/230 V - 50 Hz

MODEL			APD660P
Power Pf. 0.8	Standby	kVA	660
		kW	528
	Prime	kVA	600
		kW	480

**Standby:** Continuous running at variable load for duration of an emergency. No overload is permitted on these ratings. In accordance with ISO 3046.

**Prime:** Continuous running at variable load for unlimited periods with 10% overload available for 1 hour in any 12 hour period. In accordance with ISO 8528, ISO 3046.

- ✓ High quality, reliable and complete power unit
- ✓ Compact design
- ✓ Easy start and maintenance possibility
- ✓ Every generating set is subject to a comprehensive test program which includes full load testing, checking and provision of all control and safety shut down functions testing
- ✓ Fully engineered with a wide range of options and accessories: Canopy, sound proof canopy and on-road trailer



Manufacturer reserves the right to make changes in model, technical specifications, color, equipment and accessories without prior notice.

## ENGINE

PERKINS		
Model		2806A-E18TAG1A
Engine Power Output at rated rpm	kWm	592.7
	HP	795
Aspiration and Cooling		turbocharged, air-to-air charge cooling
Total Displacement	Litre	18,13
No. of Cylinders and Build		6; vertical in-line
Engine Speed	rpm	1500
Bore and Stroke	mmxmm	145×183
Compression Ratio		14.5:1
Governor		Electronic
Fuel Consumption at full load	L/hr	129
Fuel Tank Capacity	Litre	1150
Oil Capacity	Litre	62
Coolant Capacity	Litre	61
Radiator Cooling Air	m³/min	702
Air Intake – Engine	m³/min	36
Exhaust Gas Flow	m³/min	104

- ✓ Heavy duty Perkins diesel engine
- ✓ Four stroke, water cooled, turbocharged and air charge cooled
- ✓ Direct injection fuel system
- ✓ Electronic Governor system
- ✓ 12/24 V D.C. starter and charge alternator
- ✓ Replaceable fuel filter, oil filter and dry element air filter
- ✓ Cooling radiator and fan
- ✓ Starter battery (with lead acid) including Rack and Cables
- ✓ Flexible fuel connection hoses and manual oil sump drain valve
- ✓ Industrial capacity exhaust silencer and steel bellows
- ✓ Jacket water heater(at automatic models)
- ✓ Operation manuals and circuit diagram documents

## ALTERNATOR

Design	Brushless single bearing, revolving field
Stator	2/3 pitch
Rotor	Single bearing, flexible disc
Insulation System	Class H
Standard Temperature Rise	105 - 130°C Continuous
Exciter Type	Self Excited
Phase Rotation	A (U), B (V), C (W)
Alternator Cooling	Direct drive centrifugal blower fan
AC Waveform Total Harmonic Distortion	No load < 1.5%. Non distorting balanced linear load < 5%
Telephone Influence Factor (TIF)	<50 per NEMA MG1-22.43
Telephone Harmonic Factor (THF)	<2%

- ✓ Brushless, single bearing system, flexible disc, 4 poles
- ✓ Impregnation with tropicalised epoxy varnish
- ✓ Insulation class H
- ✓ Solid state Automatic Voltage Regulator
- ✓ Standard degree of protection IP21 (\*IP22/IP23 is available.)
- ✓ Stator winding with 2/3 pitch for improved harmonics
- ✓ Self-exciting and self-regulating

## CONTROL SYSTEM

Control supervision and protection panel is mounted on the genset base frame. The control panel is equipped as follows:

### 1. Auto Mains Failure Control Panel

Panel equipments:

- ✓ Control with AMF module
- ✓ Static battery charger
- ✓ Emergency stop push button



DSE 7320

#### a) Generating set control module DSE 7320 features:

- ✓ The module is used to monitor a mains supply and starts and stops a standby generating set
  - ✓ Micro-processor based design
  - ✓ Automatic control of mains and generator contactors
  - ✓ Monitors engine performance and AC power output
  - ✓ LED alarm indication
  - ✓ Front panel configuration of timers and alarm trip points
  - ✓ Easy push button control
- STOP/RESET - MANUAL - TEST- AUTO - MUTE ALARM - START

#### b) Metering via LED display:

- ✓ Generator Volts (L-L / L-N)
- ✓ Engine oil pressure (PSI-Bar)
- ✓ Generator Ampere (L1,L2,L3)
- ✓ Engine temperature (° C&° F)
- ✓ Generator Frequency (Hz)
- ✓ Plant battery volts
- ✓ Engine hours run
- ✓ Mains Volts (Ph-Ph/Ph-N)
- ✓ Generator kVA, kWh
- ✓ Generator kW as % of rated kW setting
- ✓ Generator Cos ( $\sigma$ )

#### c) Alarms:

- ✓ Over and Under Speed
- ✓ Low and High Battery Volt.
- ✓ Start and Stop Failure
- ✓ Charge fail
- ✓ Over Current
- ✓ Under / Over Generator Voltage
- ✓ Low Oil Pressure
- ✓ Emergency stop
- ✓ High engine temperature
- ✓ kW overload
- ✓ Unbalanced load
- ✓ Independent earth fault trip

#### d) LED indications

Four configurable LED's like:

- ✓ Mains available
- ✓ Generator available
- ✓ Mains on load
- ✓ Generator on load

### 2. Power Outlet Terminal Board Mounted on the Genset Base Frame

## OPTIONAL EQUIPMENTS

#### Diesel Engine

- ✓ Oil heater

#### Alternator

- ✓ 3/4 Pole Output Circuit Breaker
- ✓ Anti-condensation Heater

#### Panel

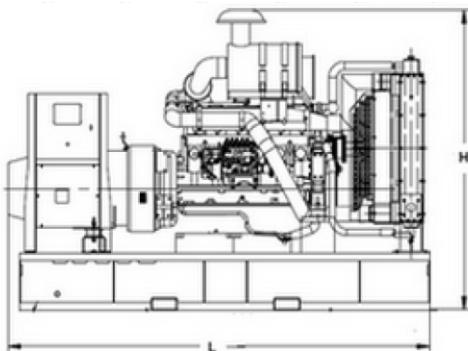
- ✓ Charge ammeter
- ✓ Transfer Switch 3 Pole
- ✓ Transfer Switch 4 Pole
- ✓ Earth Fault ,single set

#### Accessories

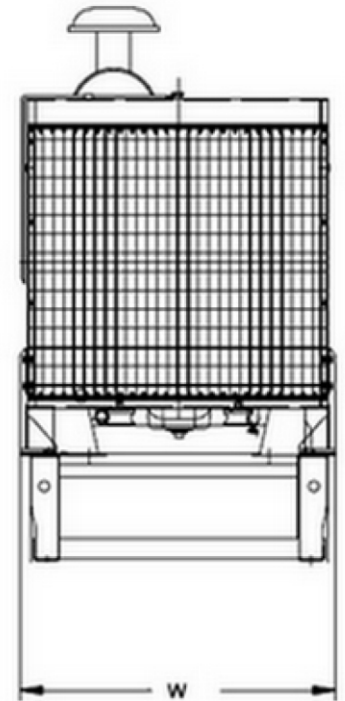
- ✓ Bulk fuel tank
- ✓ Automatic filling system
- ✓ Fuel-water separator filter
- ✓ Low fuel level alarm
- ✓ Residential silencer
- ✓ Enclosure or sound proof canopy
- ✓ Trailer
- ✓ Manual oil drain pump
- ✓ Tool kit for maintenance



## CHASSIS



- ✓ The complete gen-set is mounted as whole on a heavy-duty fabricated, steel base frame
- ✓ Anti-vibration pads are fixed between the engine/ alternator feet and the base frame
- ✓ Base frame design incorporates an integral fuel tank (Up to 1000 kVA)
- ✓ The generating set can be lifted or carefully pushed / pulled by the base frame
- ✓ Dial type fuel gauge and drain plug on the fuel tank
- ✓ Forklift pockets within base frame (up to 500kVA)



## DIMENSIONS

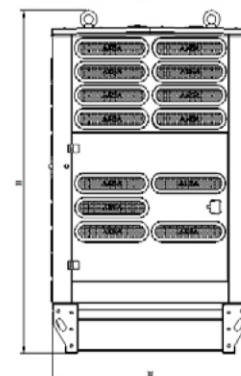
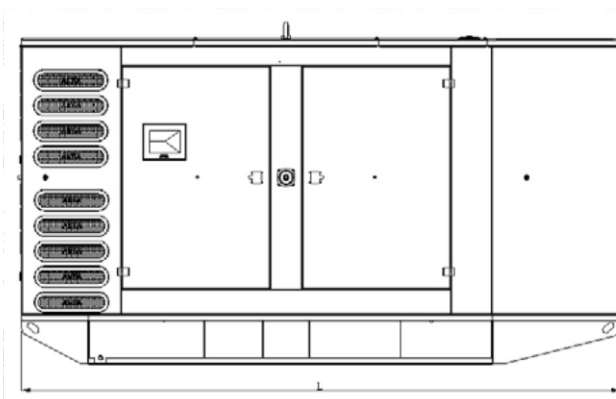
### OPEN TYPE

DIMENSIONS (LxWxH)	mm	3450*1800*2178
DRY WEIGHT	kg	4410

### SOUND ATTENUATED TYPE

DIMENSIONS (LxWxH)	mm	5409*1856*2654
DRY WEIGHT	kg	5590

## CANOPY



- ✓ All canopy parts are designed with modular principles
- ✓ Without welding assembly
- ✓ Doors on each side
- ✓ All metal canopy parts are painted by electrostatic polyester powder paint
- ✓ Exhaust silencer is protected against environment influences
- ✓ Thermally insulated engine exhaust system
- ✓ Emergency stop push button is installed outside of the canopy
- ✓ Easy lifting and moving
- ✓ Easy maintenance and operation

